


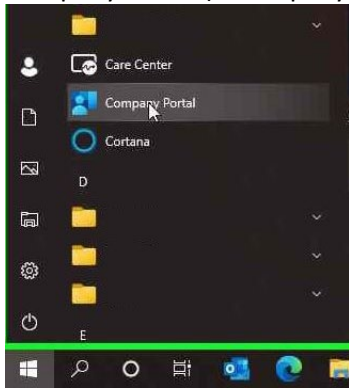


# CHANCELLOR STATE COLLEGE

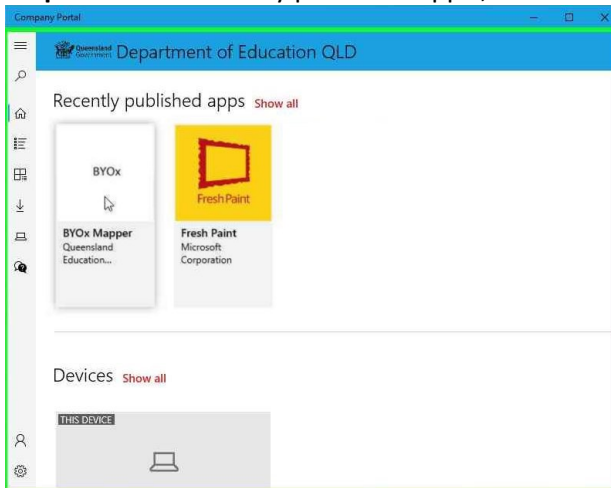
*the best we can be*

## HOW TO INSTALL BYOx MAPPER

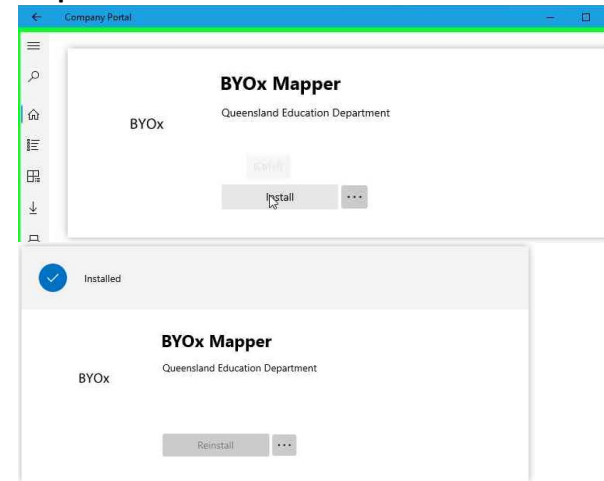
**Step 1:** Once connected to EQNET, click the windows button  and then open Company Portal (If Company Portal isn't there, try again in 24 hours)



**Step 2:** Under 'Recently published apps', click 'BYOx Mapper'



**Step 3:** Click Install and wait whilst it downloads and installs.



**Step 4:** Once BYOx Mapper has installed, click the windows button to open BYOx Mapper. Log in with your credentials at school to access G-Drive and Printers.

