



nextstep 2016

A report on the destinations
of Year 12 completers from
2015 in Queensland

Chancellor State College





Authors

The *Next Step* team, Department of Education and Training

Acknowledgments

The *Next Step* team gratefully acknowledges the assistance of the members of the *Next Step* survey reference group and the organisations they represent:

Association of Heads of Independent Schools of Australia (Queensland branch)

Catholic Secondary Principals Association of Queensland

Independent Schools Queensland

Queensland Catholic Education Commission

Queensland Curriculum and Assessment Authority

Queensland Government Statistician's Office

Queensland Secondary Principals' Association

Queensland University of Technology

State Schools Division, Department of Education and Training

Training and Skills Division, Department of Education and Training

The *Next Step* team extends sincere thanks to the many thousands of Queensland Year 12 completers who gave up their time to participate in the survey.

This research is funded by the Queensland Government.



This work is licensed under an
Australian Creative Commons Attribution licence
<http://creativecommons.org/licenses/by/3.0/au/>

© State of Queensland (2016)



List of Tables

Table 1:	Survey response rate, Chancellor State College 2016.....	4
Table 2:	Main destination of Year 12 completers, by sex, Chancellor State College 2016.....	6
Table 3:	Post-school institution of Year 12 completers in education or training, Chancellor State College 2016.....	8
Table 4:	Field of study of Year 12 completers in education or training, by sex, Chancellor State College 2016.....	9
Table 5:	Occupational Sub-Major group of Year 12 completers in employment, by sex, Chancellor State College 2016.....	10
Table 6:	Industry category of Year 12 completers in employment, by sex, Chancellor State College 2016.....	11
Table 7:	Main destination of Year 12 completers who obtained a VET qualification, Chancellor State College 2016.....	12
Table 8:	Main destination of Year 12 completers who participated in a SAT, Chancellor State College 2016.....	12
Table 9:	Main destination of Indigenous Year 12 completers, Chancellor State College 2016.....	13
Table 10:	Main reason of Year 12 completers for not studying, by sex, Chancellor State College 2016.....	14
Table 11:	Main reason for not looking for work of Year 12 completers not in the labour force, education or training, Chancellor State College 2016.....	15
Table A1:	Main destination categorisation.....	16
Table A2:	Fields of study.....	17
Table A3:	Industry categories.....	18
Table A5:	Acronyms and Abbreviations.....	21

List of Figures

Figure 1:	Main destination of Year 12 completers, Chancellor State College 2016.....	5
Figure 2:	Main destination of Year 12 completers, by sex, Chancellor State College 2016.....	6
Figure 3:	Main destination of Year 12 completers, Chancellor State College, Sunshine Coast and Queensland 2016.....	7
Figure 4:	Main destination of Year 12 completers, Chancellor State College 2012–2016.....	7
Figure 5:	Main reason of Year 12 completers for not studying, Chancellor State College, Sunshine Coast and Queensland 2016.....	15
Figure A4A:	Statistical Area Level 4 – Queensland.....	19
Figure A4B:	Statistical Area Level 4 – South East Queensland.....	20



Purpose

The purpose of this report is to inform the school principal and school community of the destinations of students from Chancellor State College who completed Year 12 in 2015. This is one indicator of the outcomes of schooling.

A school may choose to use this information to:

- Review its senior schooling programs and services, e.g. subject offerings, career advice, links with employers and/or tertiary institutions
- Contribute to its reporting to parents, e.g. through its newsletter, annual reporting documents, website.

This report has been provided to the school and its school system, where this applies. The school may publish this report, if it wishes.

Source of information

This report is based on the results of the annual *Next Step* survey for Chancellor State College. The *Next Step* survey, undertaken by the Queensland Government, targets all students who completed Year 12 and gained a Senior Statement in 2015, whether they attended a state, Catholic or independent school, or a TAFE secondary college. The Queensland Government Statistician's Office conducted the survey between March and June 2016, approximately six months after the young people left school. Responses were collected via computer-assisted telephone interviewing and an online survey.

The survey results were compiled and reported on by the *Next Step* team, Department of Education and Training.

Care should be taken in publicly using figures of less than three responses or percentages based on less than three responses.

Privacy statement

To protect the privacy of individuals participating in the survey, this report contains summarised information only.

Further information and feedback

Statewide and regional reports from the *Next Step* survey are available on the *Next Step* website at www.education.qld.gov.au/nextstep

Please contact the *Next Step* project team if you would like to provide feedback on the *Next Step* survey, reports or request additional data.

Next Step team contact details:

Phone: (07) 3513 6868

Email: nextstep@det.qld.gov.au



Summary of findings

In 2016, 56.9% of young people who completed Year 12 at Chancellor State College in 2015 continued in some recognised form of education and training in the year after they left school.

The most common study destination was Bachelor Degree (37.8%). The combined VET study destinations accounted for 19.1% of respondents, including 10.2% in campus-based VET programs, with 7.6% of Year 12 completers entering programs at Certificate IV level or higher.

8.9% commenced employment-based training, either as an apprentice (6.2%) or trainee (2.7%).

In addition to the above study destinations, a further 11.6% of respondents from this school deferred a tertiary offer in 2016 (deferrers are included in their current destination).

43.1% did not enter post-school education or training, and were either employed (32.9%), seeking work (8.4%) or not in the labour force, education or training (1.8%).

There are a range of differences between and within school, regional and statewide destinations. Care should be taken when interpreting comparative data as the findings may relate to groups of different sizes.

Response rate for Chancellor State College

Table 1: Survey response rate, Chancellor State College 2016

Number of respondents	Number of students who completed Year 12	Response rate (%)
225	273	82.4

Table 1 reports the response rate for Chancellor State College. It expresses the number of respondents from this school, as a percentage of all Year 12 completers who attended Chancellor State College in 2015.

It has not been possible to ascertain how representative these responses are of all Year 12 completers from Chancellor State College.

Please note that some survey participants did not provide information for particular survey questions. As a result, the number of responses shown in Table 3 onwards may not reflect the totals reported for the main destinations appearing in Table 2.



Main destination

The pathways of Year 12 completers were categorised into 10 main destinations. Year 12 completers who were both studying and working were reported as studying for their main destination. Please refer to Appendix 1 for more details about each main destination.

Figure 1: Main destination of Year 12 completers, Chancellor State College 2016

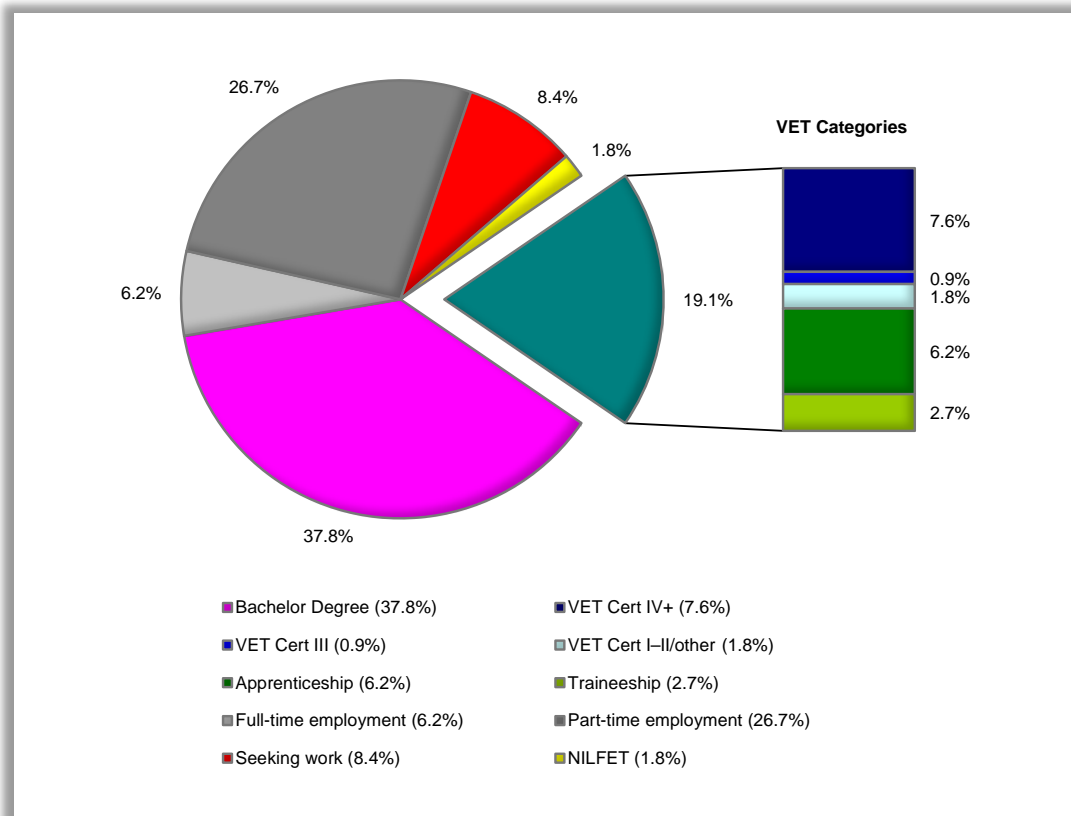


Figure 1 illustrates the main destinations of Year 12 completers from Chancellor State College.



Figure 2: Main destination of Year 12 completers, by sex, Chancellor State College 2016

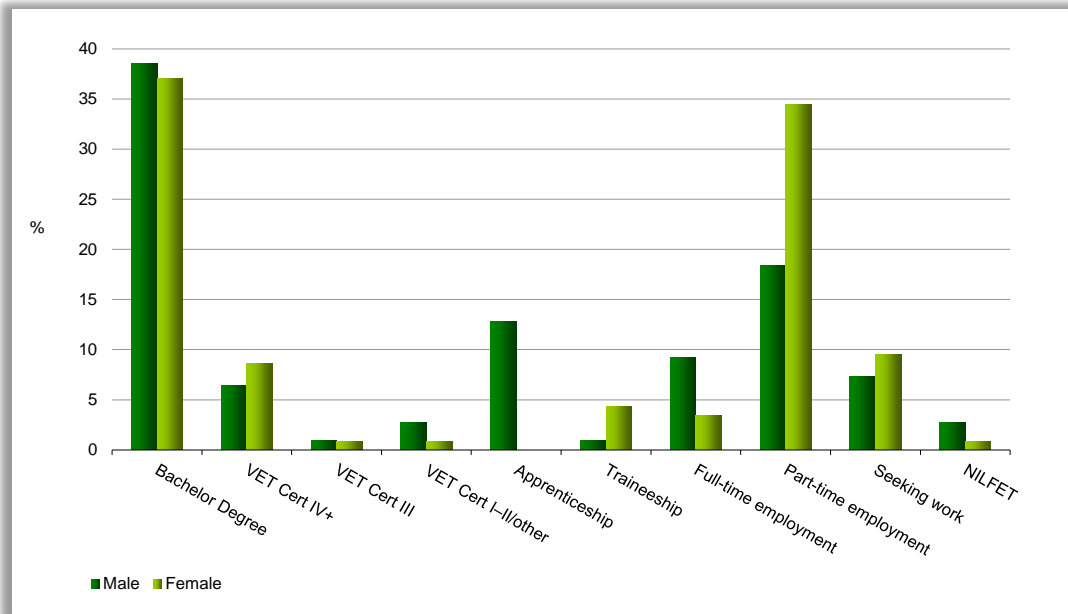


Figure 2 illustrates the main destinations of male and female Year 12 completers from Chancellor State College.

Table 2: Main destination of Year 12 completers, by sex, Chancellor State College 2016

Main destination	SEX				Total	
	Male		Female			
	no.	%	no.	%	no.	%
Bachelor Degree	42	38.5	43	37.1	85	37.8
VET						
VET Cert IV+	7	6.4	10	8.6	17	7.6
VET Cert III	1	0.9	1	0.9	2	0.9
VET Cert I-II/other	3	2.8	1	0.9	4	1.8
Apprenticeship	14	12.8	0	0.0	14	6.2
Traineeship	1	0.9	5	4.3	6	2.7
VET Total	26	23.9	17	14.7	43	19.1
Work						
Full-time employment	10	9.2	4	3.4	14	6.2
Part-time employment	20	18.3	40	34.5	60	26.7
Work Total	30	27.5	44	37.9	74	32.9
Seeking work	8	7.3	11	9.5	19	8.4
NILFET	3	2.8	1	0.9	4	1.8
Total	109	100.0	116	100.0	225	100.0

Table 2 reports the main destinations of Year 12 completers from Chancellor State College.



Figure 3: Main destination of Year 12 completers, Chancellor State College, Sunshine Coast and Queensland 2016

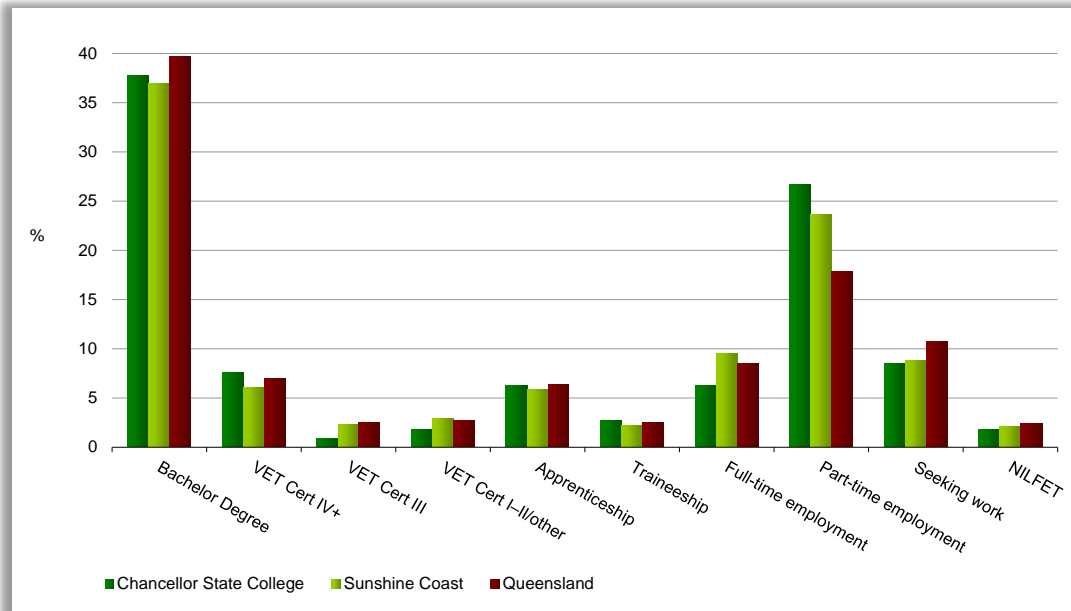


Figure 3 compares the main destinations of Year 12 completers from Chancellor State College with those of Sunshine Coast and all schools statewide. Differences may reflect diversity in the types of students attending different schools, regional variation in labour markets and access to university and VET providers. Regional areas are based on the *Australian Statistical Geography Standard*; the boundaries for these areas are shown in Appendix 4.

Figure 4: Main destination of Year 12 completers, Chancellor State College 2012–2016

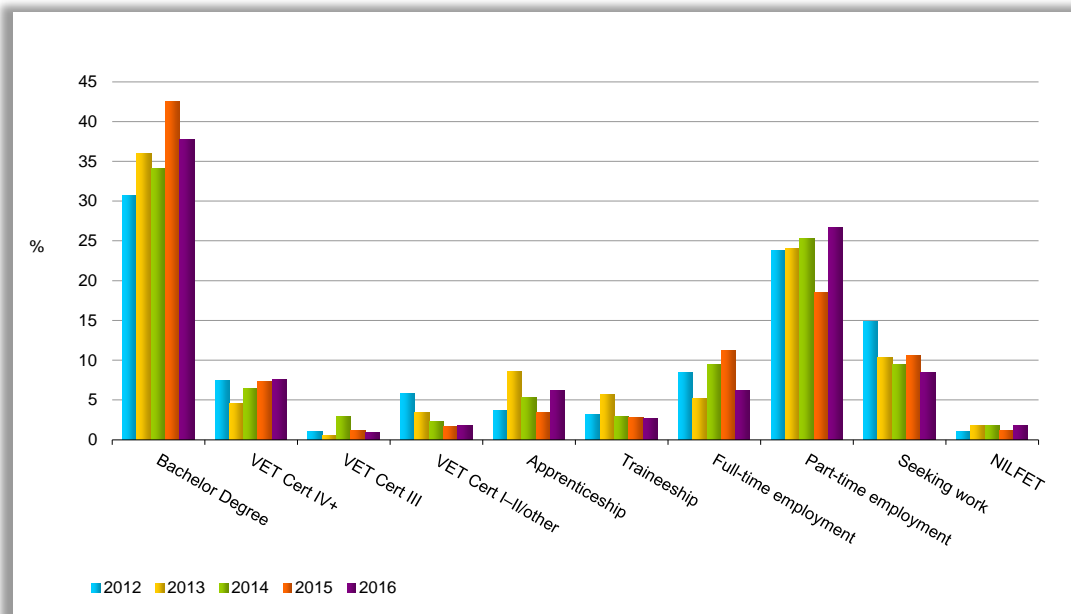


Figure 4 compares the main destinations of Year 12 completers from Chancellor State College against previous years.



Education and Training

Table 3: Post-school institution of Year 12 completers in education or training, Chancellor State College 2016

<i>Institution</i>	<i>no.</i>
University of the Sunshine Coast	67
TAFE Queensland East Coast	19
Queensland University of Technology	9
Griffith University	8
The University of Queensland	6
Other private training college	3
Fitness training (e.g. Australian Institute of Fitness)	2
Other/unspecified Queensland university	1
SAE (Qantrm College)	1
TAFE Queensland Brisbane	1
Armed Forces	1
MEGT	1
Hair and makeup training (e.g. National Academy of Beauty)	1
TAFE Queensland North	1
Trade training school	1
Dance/performing arts (e.g. Harvest Rain Theatre Company)	1
Central Queensland University	1
Busy at Work	1
Other/unspecified Queensland TAFE	1
Other	2
Total	128

Table 3 reports the names of the institutions entered by Year 12 completers from Chancellor State College.



Table 4: Field of study of Year 12 completers in education or training, by sex, Chancellor State College 2016

<i>Field of study^a</i>	SEX		
	<i>Male</i>	<i>Female</i>	<i>Total</i>
	no.	no.	no.
Society and Culture	7	14	21
Engineering and Related Technologies	19	1	20
Health	4	9	13
Management and Commerce	6	7	13
Education	1	10	11
Natural and Physical Sciences	7	4	11
Architecture and Building	8	1	9
Double field of study	3	6	9
Creative Arts	5	3	8
Food, Hospitality and Personal Services	1	4	5
Information Technology	5	0	5
Mixed Field Programs	1	1	2
Other	1	0	1
Total	68	60	128

^a Field of study based on the *Australian Standard Classification of Education* (ABS cat. no.1272.0). See Appendix 2 for more details.

Table 4 reports the field of study for Year 12 completers from Chancellor State College who entered a study destination.



Employment

Table 5: Occupational Sub-Major group of Year 12 completers in employment, by sex, Chancellor State College 2016

<i>Occupation – Sub-Major group^a</i>	SEX		
	<i>Male</i>	<i>Female</i>	<i>Total</i>
	<i>no.</i>	<i>no.</i>	<i>no.</i>
Sales Assistants and Salespersons	13	33	46
Sales Support Workers	10	18	28
Hospitality Workers	5	14	19
Food Preparation Assistants	6	10	16
Construction Trades Workers	6	0	6
Automotive and Engineering Trades Workers	5	0	5
Cleaners and Laundry Workers	4	1	5
Other Labourers	4	1	5
Food Trades Workers	3	1	4
Road and Rail Drivers	4	0	4
Sports and Personal Service Workers	3	1	4
Construction and Mining Labourers	3	0	3
Clerical and Office Support Workers	0	2	2
Hospitality, Retail and Service Managers	1	1	2
Inquiry Clerks and Receptionists	0	2	2
Skilled Animal and Horticultural Workers	2	0	2
Business, Human Resource and Marketing Professionals	0	1	1
Carers and Aides	0	1	1
Electrotechnology and Telecommunications Trades Workers	1	0	1
Numerical Clerks	0	1	1
Protective Service Workers	1	0	1
Storepersons	0	1	1
Total	71	88	159

^a Occupational groups based on the *Australian and New Zealand Standard Classification of Occupations* (ABS cat. no. 1220.0).

Table 5 reports the occupations of Year 12 completers from Chancellor State College who were employed, including those who were also in study or training.



Table 6: Industry category of Year 12 completers in employment, by sex, Chancellor State College 2016

<i>Industry category^a</i>	SEX		
	<i>Male</i>	<i>Female</i>	<i>Total</i>
	no.	no.	no.
Accommodation and Food Services	21	40	61
Retail Trade	17	32	49
Construction	11	0	11
Arts and Recreation Services	4	6	10
Manufacturing	3	4	7
Transport, Postal and Warehousing	5	0	5
Other Services	4	0	4
Administrative and Support Services	3	0	3
Health Care and Social Assistance	0	3	3
Public Administration and Safety	2	0	2
Agriculture, Forestry and Fishing	1	0	1
Information Media and Telecommunications	0	1	1
Professional, Scientific and Technical Services	0	1	1
Wholesale Trade	0	1	1
Total	71	88	159

^a Industry categories based on the *Australian and New Zealand Standard Industrial Classification* (ABS cat. no. 1292.0). See Appendix 3 for more details.

Table 6 reports the industries entered by Year 12 completers from Chancellor State College who were employed, including those who were also in study or training.



Vocational Education and Training in schools

Table 7: Main destination of Year 12 completers who obtained a VET qualification, Chancellor State College 2016

<i>Main destination</i>	<i>no.</i>
Bachelor Degree	83
VET	
VET Cert IV+	16
VET Cert III	2
VET Cert I–II/other	4
Apprenticeship	13
Traineeship	6
<i>VET Total</i>	<i>41</i>
Work	
Full-time employment	14
Part-time employment	60
<i>Work Total</i>	<i>74</i>
Seeking work	19
NILFET	4
Total	221

Table 7 reports the main destinations of Year 12 completers from Chancellor State College who obtained a Vocational Education and Training qualification while at school.

School-based apprenticeships and traineeships

Table 8: Main destination of Year 12 completers who participated in a SAT, Chancellor State College 2016

<i>Main destination</i>	<i>no.</i>
Bachelor Degree	7
VET Cert IV+	4
Apprenticeship	11
Traineeship	2
Full-time employment	1
Part-time employment	12
Seeking work	4
NILFET	1
Total	42

Table 8 reports the main destinations of Year 12 completers from Chancellor State College who participated in a school-based apprenticeship or traineeship.



Indigenous students

Table 9: Main destination of Indigenous Year 12 completers, Chancellor State College 2016

<i>Main destination</i>	<i>no.</i>
Bachelor Degree	5
VET Cert IV+	1
Part-time employment	1
Total	7

Table 9 reports the main destinations of Indigenous Year 12 completers from Chancellor State College.



Not in Study

Table 10: Main reason of Year 12 completers for not studying, by sex, Chancellor State College 2016

<i>Main reason</i>	SEX		
	<i>Male</i>	<i>Female</i>	<i>Total</i>
	no.	no.	no.
Wanted a break from study	8	15	23
Undecided and considering options	9	10	19
Not interested in further study/already finished studying	6	3	9
Wanted to earn own money	1	8	9
Working in order to finance further study	0	9	9
Course fees and other costs are a barrier	3	2	5
Waiting for course/training to begin	2	3	5
Don't feel ready for study at the moment	1	3	4
Looking for work/apprenticeship/traineeship	4	0	4
Going into, or already in, the armed services	1	1	2
Work commitments	1	1	2
Disability	1	0	1
Don't meet the entry criteria for the program I want to do	1	0	1
Would have to move away from home	0	1	1
Other	3	0	3
Total	41	56	97

Table 10 reports the main reasons for not studying given by Year 12 completers from Chancellor State College who were not in study at the time of the survey.



Figure 5: Main reason of Year 12 completers for not studying, Chancellor State College, Sunshine Coast and Queensland 2016

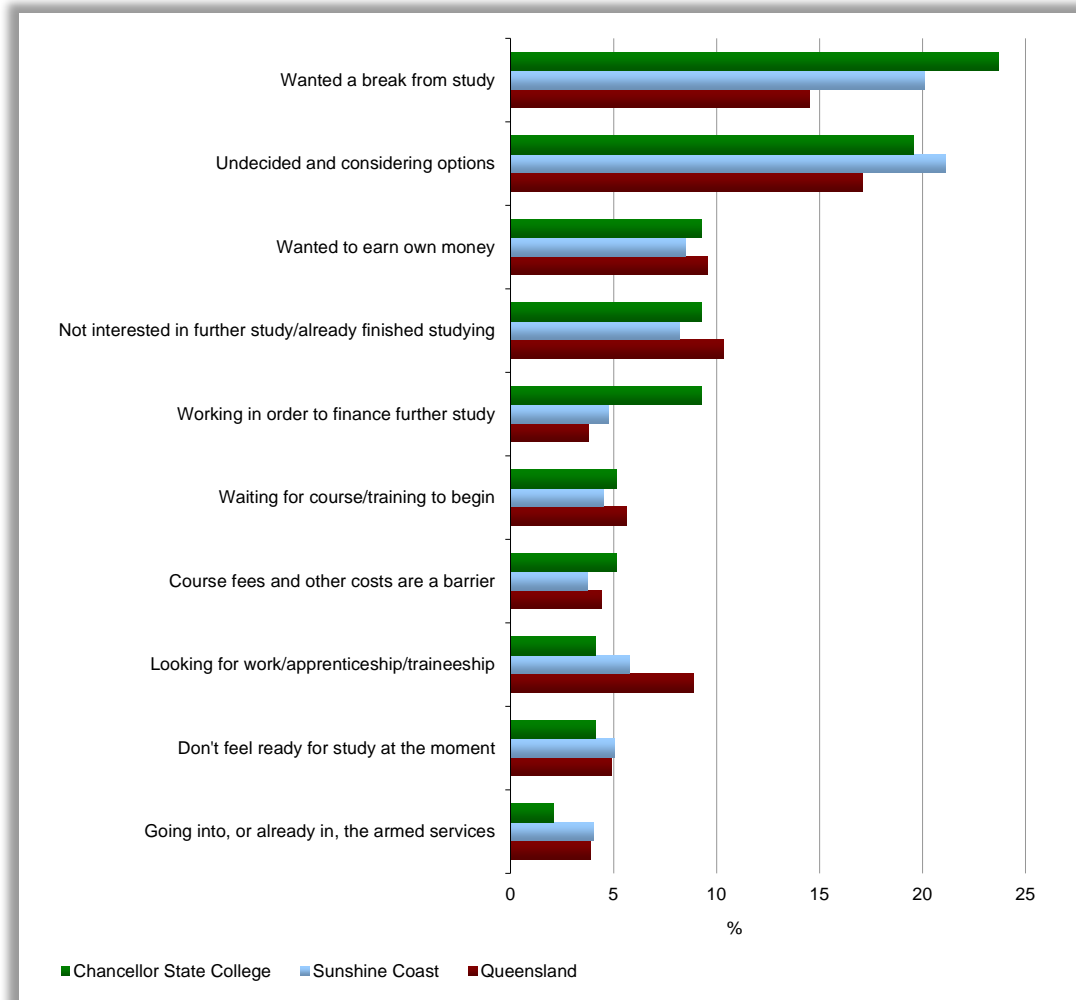


Figure 5 compares the top 10 main reasons for not studying given by Year 12 completers from Chancellor State College with those of Sunshine Coast and all schools statewide, who were not in study at the time of the survey.

Not in the labour force, education or training

Table 11: Main reason for not looking for work of Year 12 completers not in the labour force, education or training, Chancellor State College 2016

Main reason	no.
Travel	3
Accepted a job that will start at a later date	1
Total	4

Table 11 reports the main reasons for not looking for work given by all Year 12 school completers from Chancellor State College who were not in the labour force, education or training at the time of the survey.



Appendix 1 – Main destination categorisation

Table A1: Main destination categorisation

Education and Training – Higher Education	
Bachelor Degree^a	Studying at Bachelor Degree level (including Honours).
Education and Training – VET categories	
VET Cert IV+^a	Studying at Certificate IV, Diploma, Advanced Diploma or Associate Degree level (excluding apprentices and trainees).
VET Cert III^a	Studying at Certificate III level (excluding apprentices and trainees).
VET Cert I-II/other^a	Studying at Certificate I or II level (excluding apprentices and trainees). This category also includes students in an unspecified VET course, or in other basic courses (e.g. short courses) and with an unknown course level.
Apprenticeship	Employment-based apprenticeship.
Traineeship	Employment-based traineeship.
Labour Force	
Full-time employment	Working full-time (35 hours or more per week) and not in an education or training destination. This includes people with part-time or casual jobs that total 35 hours or more.
Part-time employment	Working part-time or casual (fewer than 35 hours per week) and not in an education or training destination.
Seeking work	Looking for work and not in an education or training destination.
Not in the Labour Force, Education or Training	
NILFET	Not in education or training, not working and not seeking work.

^a Some respondents may also be in the labour force.



Appendix 2 – Fields of study

Table A2: Fields of study

Field of study ^a	Examples
Natural and Physical Sciences	Science, Applied Science, Laboratory Technology, Biomedical Science, Forensic Science
Information Technology	Information Technology, Network Engineering, Software Design, Web Design
Engineering and Related Technologies	Engineering, Automotive Mechanics, Electro Technology, Refrigeration, Aviation, Electrical Apprenticeship
Architecture and Building	Building, Architecture, Carpentry, Interior Design, Regional and Urban Planning, Surveying
Agriculture, Environmental and Related Studies	Horticulture, Land Management, Environmental Science, Agricultural Science, Marine Studies
Health	Nursing, Sport Science, Occupational Therapy, Medicine, Pharmacy, Fitness, Physiotherapy
Education	Primary Education, Secondary Education, Learning Management, Early Childhood Education
Management and Commerce	Business, Accounting, Business Management, Commerce, Tourism, Real Estate, Marketing
Society and Culture	Law, Arts, Youth Work, Journalism, Social Science, Psychology, Social Work
Creative Arts	Fine Arts, Visual Arts, Music, Multimedia, Graphic Design, Performing Arts, Photography
Food, Hospitality and Personal Services	Hospitality, Hotel Management, Hairdressing, Kitchen Operations, Commercial Cookery
Mixed Field Programs	Adult Tertiary Preparation, Creative Industries, Vocational Skills Development, Bridging Courses
Double Field of Study	University students undertaking double degrees (e.g. Business/Laws)

^a Field of study based on the *Australian Standard Classification of Education* (ABS cat. no.1272.0).



Appendix 3 – Industry categories

Table A3: Industry categories

Industry category ^a	Examples of occupations in this industry
Retail Trade	Sales Assistant, Cashier, Storeperson, Retail Trainee, Shelf Filler, Pharmacy Assistant, Console Operator
Accommodation and Food Services	Waiter, Bartender, Kitchen Hand, Pizza Maker, Apprentice Chef, Fast Food Server, Hotel Receptionist
Construction	Labourer, Apprentice (Carpenter, Tiler, Bricklayer, Painter, Plumber, Plasterer, Roofer), Trades Assistant
Manufacturing	Factory Hand, Apprentice (Joiner, Fitter, Boilermaker, Cabinet Maker), Labourer, Machine Operator
Health Care and Social Assistance	Dental Assistant, Personal Carer, Child Care Assistant, Nanny, Medical Receptionist, Nursing Assistant
Agriculture, Forestry and Fishing	Fruit Picker, Packer, Farm, Station Hand, Nursery Assistant, Market Gardener, Deck Hand
Education and Training	Teacher Aide, Tutor, Swimming Instructor, Music Teacher, Administration Assistant, Sports Coach, Library Assistant
Electricity, Gas, Water and Waste Services	Apprentice (Electrician, Linesman, Plumber, Refrigeration Mechanic), Garbage Truck Driver
Rental, Hiring and Real Estate Services	Sales Trainee, Office Assistant, Trainee Property Manager, Receptionist, Video Store Clerk
Information Media and Telecommunications	Cinema Attendant, Cadet Journalist, Library Assistant, Telecommunications Trainee, Data Entry Clerk
Transport, Postal and Warehousing	Courier, Customs Clerk, Furniture Removalist, Ticket Inspector, Flight Attendant, Mail Sorter, Transport Officer
Financial and Insurance Services	Bank Teller, Administrative Assistant, Accounts Clerk, Loans Processor, Trainee Accountant, Customer Service Operator
Wholesale Trade	Warehouse Clerk, Storeperson, Driver, Packer, Factory Hand, Labourer, Cleaner
Public Administration and Safety	Defence Cadet, Administrative Officer, Soldier, Trainee Firefighter, Police Cadet, Locksmith
Administrative and Support Services	Call Centre Operator, Gardener, Trainee Travel Agent, Cleaner, Office Assistant, Telemarketer
Mining	Apprentice (Fitter, Electrician, Boilermaker), Plant Operator, Drillers Assistant, Laboratory Assistant, Office Assistant
Arts and Recreation Services	Fitness Instructor, Theatre Attendant, Netball Umpire, Theme Park Host, Lifeguard, Museum Attendant
Professional, Scientific and Technical Services	Laboratory Assistant, Trainee Draftsperson, Software Technician, IT Trainee
Other Services	Apprentice (Mechanic, Panel Beater, Hairdresser), Parking Attendant, Trainee Beautician, Photo Lab Assistant

^a Industry categories based on the *Australian and New Zealand Standard Industrial Classification* (ABS cat. no. 1292.0).



Appendix 4 – Statistical Area Level 4 – Queensland, ABS, 2011

Figure A4A: Statistical Area Level 4 – Queensland

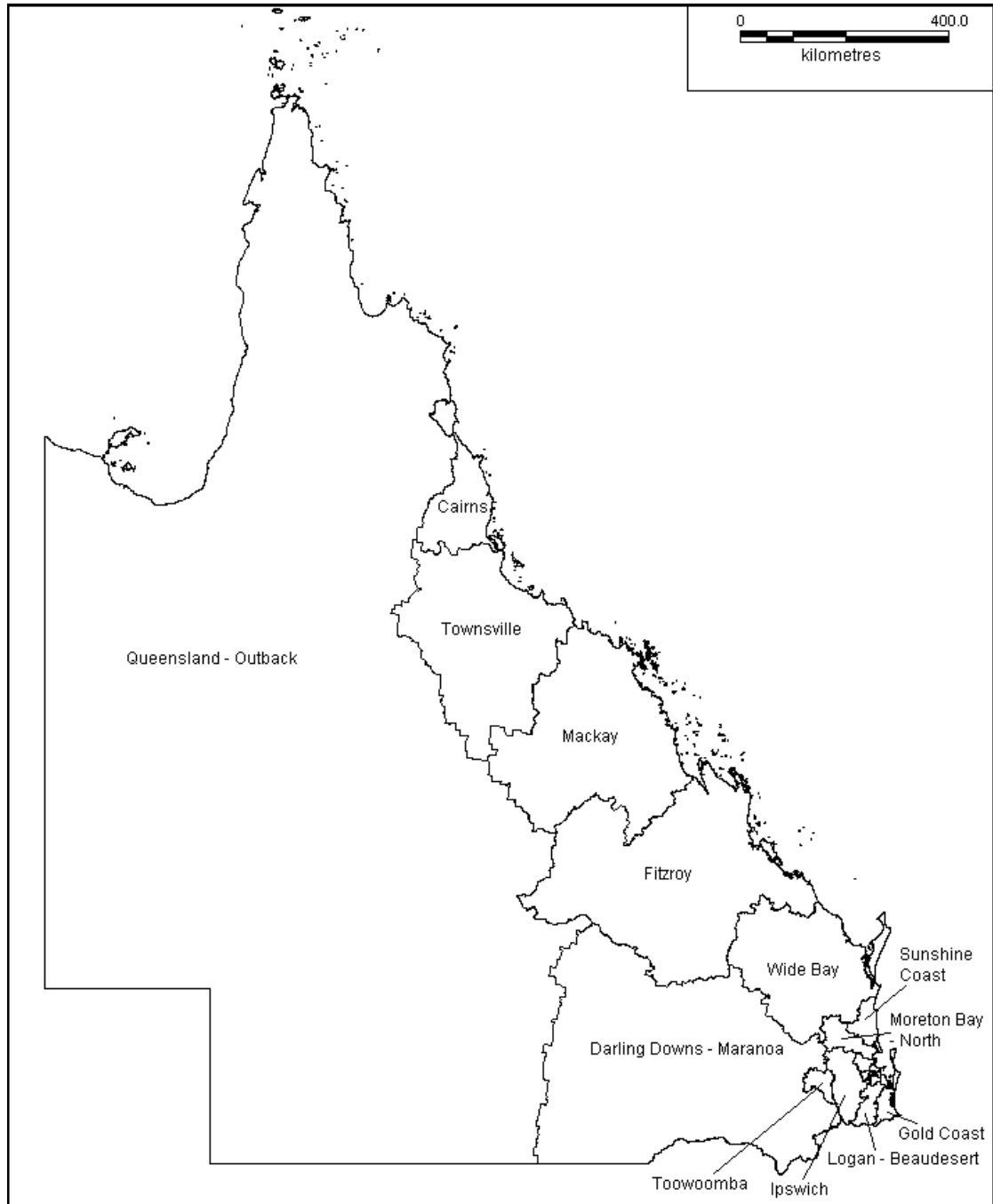
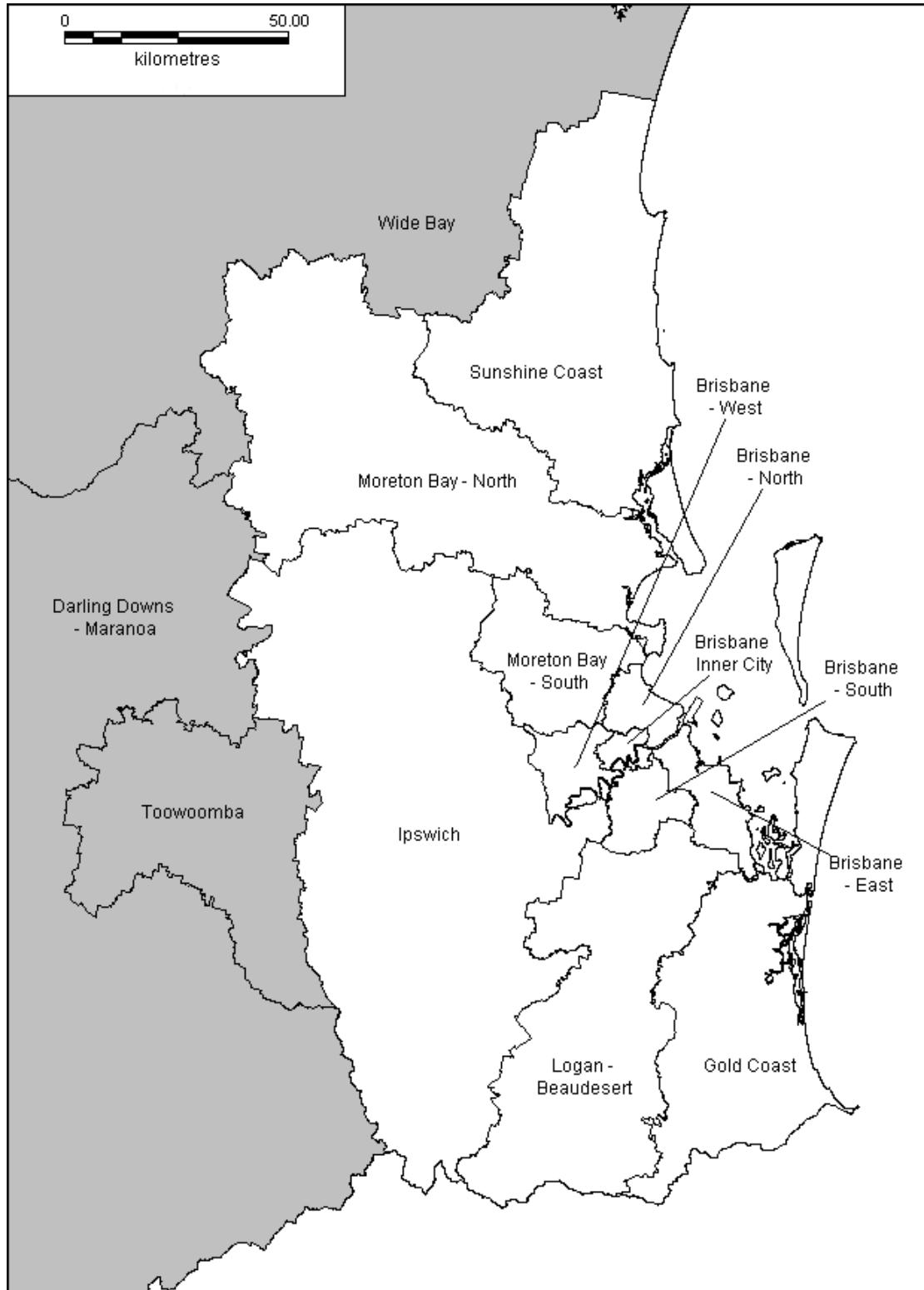




Figure A4B: Statistical Area Level 4 – South East Queensland





Appendix 5 – Acronyms and Abbreviations

Table A5: Acronyms and Abbreviations

Acronym or abbreviation	
ABS	Australian Bureau of Statistics
Campus-based VET	All VET categories excluding Apprenticeships and Traineeships
nfd	Not further defined
NILFET	Not in the labour force, education or training
SAT	School-based Apprenticeship and Traineeship
TAFE	Technical and Further Education
VET	Vocational Education and Training

For further information about terminology used throughout this report, refer to the glossary of the statewide *Next Step* report.